

Model STE2500: Elbow Silencer

The SEMCO Model STE2500 Elbow Silencer is designed to provide excellent attenuation for applications when the use of standard silencers is not possible due to spatial limitations. This model is also designed to provide maximum broad band attenuation and moderate pressure drop where system velocities are in the low to medium range.



INDEPENDENTLY CERTIFIED TEST DATA

Published data is derived from Independent Certified Testing conducted in accordance with ASTM E477. For testing purposes, specified lengths of straight duct are used both upstream and downstream of the silencer. Static pressure losses must therefore be adjusted when the unit is installed, at or near transitions, elbows, or at the intake or discharge of the system. Consult SEMCO for adjustment values. All data published herein was obtained from a 24"x24" production run unit of equivalent centerline length for straight through silencer.

| Dynamic Insertion Loss (dB) | | | | | | | | | | | | | | | | | | | | |
|-----------------------------|--------|---------------|------|-------------|---|----------|----------|----------|---------|---------|---------|---------|---|----------|----------|----------|---------|---------|---------|---------|
| Model | Length | Face Velocity | Cv | Press. Drop | Forward Airflow Performance Octave Band/Frequency (hz) | | | | | | | | Reverse Airflow Performance Octave Band/Frequency (hz) | | | | | | | |
| | | | | | 1 63 | 2 125 | 3 250 | 4 500 | 5 1K | 6 2K | 7 4K | 8 8K | 1 63 | 2 125 | 3 250 | 4 500 | 5 1K | 6 2K | 7 4K | 8 8K |
| STE2503 | 36" | 0 | 4.49 | 0 | 5 | 7 | 16 | 31 | 41 | 40 | 26 | 17 | 5 | 6 | 16 | 32 | 41 | 39 | 27 | 17 |
| | | 500 | | .07 | 5 | 7 | 15 | 30 | 40 | 40 | 26 | 17 | 5 | 7 | 17 | 32 | 39 | 38 | 25 | 15 |
| | | 1000 | | .28 | 3 | 4 | 12 | 26 | 37 | 37 | 24 | 15 | 5 | 9 | 17 | 32 | 39 | 35 | 25 | 15 |
| | | 1500 | | .63 | 3 | 4 | 12 | 26 | 35 | 36 | 24 | 15 | 5 | 9 | 18 | 32 | 38 | 33 | 20 | 14 |
| STE2505 | 60" | 0 | 5.46 | 0 | 7 | 12 | 26 | 40 | 47 | 48 | 39 | 24 | 7 | 12 | 26 | 40 | 47 | 48 | 39 | 24 |
| | | 500 | | .09 | 6 | 12 | 24 | 39 | 47 | 48 | 39 | 24 | 6 | 12 | 24 | 39 | 47 | 48 | 39 | 24 |
| | | 1000 | | .34 | 5 | 10 | 22 | 37 | 44 | 45 | 37 | 23 | 5 | 10 | 22 | 37 | 44 | 45 | 37 | 23 |
| | | 1500 | | .77 | 5 | 9 | 21 | 37 | 42 | 44 | 36 | 22 | 5 | 9 | 21 | 37 | 42 | 44 | 36 | 22 |
| STE2507 | 84" | 0 | 6.74 | 0 | 8 | 17 | 35 | 49 | 53 | 56 | 51 | 30 | 8 | 17 | 35 | 49 | 53 | 56 | 51 | 30 |
| | | 500 | | .11 | 7 | 16 | 32 | 48 | 53 | 55 | 51 | 30 | 7 | 16 | 32 | 48 | 53 | 55 | 51 | 30 |
| | | 1000 | | .42 | 7 | 15 | 31 | 48 | 51 | 52 | 49 | 30 | 7 | 15 | 31 | 48 | 51 | 52 | 49 | 30 |
| | | 1500 | | .95 | 6 | 14 | 29 | 47 | 49 | 51 | 47 | 29 | 6 | 14 | 29 | 47 | 49 | 51 | 47 | 29 |
| STE2510 | 120" | 0 | 8.67 | 0 | 10 | 25 | 49 | 63 | 62 | 68 | 70 | 40 | 10 | 25 | 49 | 63 | 62 | 68 | 70 | 40 |
| | | 500 | | .14 | 10 | 23 | 45 | 62 | 61 | 68 | 70 | 40 | 10 | 23 | 45 | 63 | 62 | 66 | 70 | 40 |
| | | 1000 | | .54 | 10 | 23 | 45 | 60 | 61 | 63 | 68 | 40 | 10 | 23 | 45 | 63 | 62 | 63 | 68 | 40 |
| | | 1500 | | 1.22 | 8 | 22 | 42 | 60 | 60 | 62 | 64 | 40 | 8 | 22 | 42 | 63 | 60 | 62 | 64 | 40 |

Forward Airflow Performance applies when both noise and airflow are traveling in the same direction.

Reverse Airflow Performance applies when noise and airflow are traveling in opposite directions.

Pressure Drops for velocities not shown above can be calculated using the following formula:

$$P.D. = C_v \times H_v$$

where: P.D. = Pressure Drop

Cv = Silencer Flow Coefficient

$$H_v = (V/4005)^2$$

Hv = Velocity Pressure in Inches w.g.

V = Face velocity in Ft./Min.

Model STE2500: Elbow Silencer

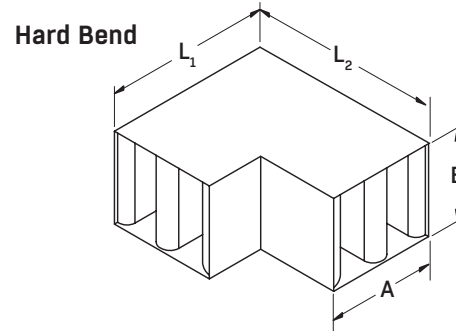
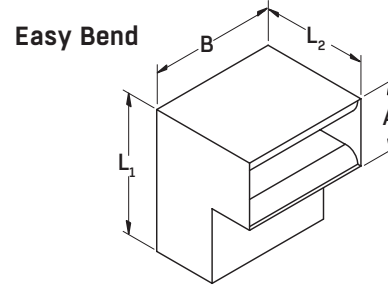
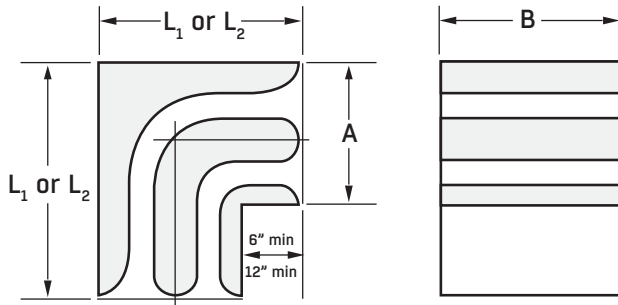
STANDARD CONSTRUCTION:

Shell and Nose: 22 Gauge Galvanized Steel
 Perforated Metal: 24 Gauge Galvanized Steel
 Fill Material: Fiberglass

Additional materials, gauges, and configurations are available, such as stainless or aluminum, with mylar or polyethylene liners or bagging. Please contact SEMCO for details.

FIRE RATINGS:

Fire Hazard Classification Ratings in accordance with ASTM-E84 is FHC 25/20.



For ordering purposes L_1 is considered the inlet leg.

Total centerline dimensions through elbow should not exceed 120".

No one leg shall exceed 108".

| Standard Sizes (A x B) | | | | | | | | | | | |
|------------------------|-------|-------|-------|-------|-------|-------|-------|-------|-------|-------|-------|
| 12x12 | 15x12 | 18x12 | 21x12 | 24x12 | 30x12 | 33x12 | 36x12 | 39x12 | 42x12 | 45x12 | 48x12 |
| 12x15 | 15x15 | 18x15 | 21x15 | 24x15 | 30x15 | 33x15 | 36x15 | 39x15 | 42x15 | 45x15 | 48x15 |
| 12x18 | 15x18 | 18x18 | 21x18 | 24x18 | 30x18 | 33x18 | 36x18 | 39x18 | 42x18 | 45x18 | 48x18 |
| 12x21 | 15x21 | 18x21 | 21x21 | 24x21 | 30x21 | 33x21 | 36x21 | 39x21 | 42x21 | 45x21 | 48x21 |
| 12x24 | 15x24 | 18x24 | 21x24 | 24x24 | 30x24 | 33x24 | 36x24 | 39x24 | 42x24 | 45x24 | 48x24 |
| 12x27 | 15x27 | 18x27 | 21x27 | 24x27 | 30x27 | 33x27 | 36x27 | 39x27 | 42x27 | 45x27 | 48x27 |
| 12x30 | 15x30 | 18x30 | 21x30 | 24x30 | 30x30 | 33x30 | 36x30 | 39x30 | 42x30 | 45x30 | 48x30 |
| 12x33 | 15x33 | 18x33 | 21x33 | 24x33 | 30x33 | 33x33 | 36x33 | 39x33 | 42x33 | 45x33 | 48x33 |
| 12x36 | 15x36 | 18x36 | 21x36 | 24x36 | 30x36 | 33x36 | 36x36 | 39x36 | 42x36 | 45x36 | 48x36 |
| 12x39 | 15x39 | 18x39 | 21x39 | 24x39 | 30x39 | 33x39 | 36x39 | 39x39 | 42x39 | 45x39 | 48x39 |
| 12x42 | 15x42 | 18x42 | 21x42 | 24x42 | 30x42 | 33x42 | 36x42 | 39x42 | 42x42 | 45x42 | 48x42 |
| 12x45 | 15x45 | 18x45 | 21x45 | 24x45 | 30x45 | 33x45 | 36x45 | 39x45 | 42x45 | 45x45 | 48x45 |
| 12x48 | 15x48 | 18x48 | 21x48 | 24x48 | 30x48 | 33x48 | 36x48 | 39x48 | 42x48 | 45x48 | 48x48 |

Non-standard sizes are available. Please contact SEMCO for limitations.



SEMCO® A FlaktGroup Brand
 573 443 1481
 sales.semco@flaktgroup.com
 www.semcohv.com

WE BRING
 AIR TO LIFE

Model STE5000: Elbow Silencer

The SEMCO Model STE5000 Elbow Silencer is designed to provide excellent attenuation for applications when the use of standard silencers is not possible due to spatial limitations. This model is also designed to provide maximum broad band attenuation and moderate pressure drop where system velocities are in the low to medium range.



INDEPENDENTLY CERTIFIED TEST DATA

Published data is derived from Independent Certified Testing conducted in accordance with ASTM E477. For testing purposes, specified lengths of straight duct are used both upstream and downstream of the silencer. Static pressure losses must therefore be adjusted when the unit is installed, at or near transitions, elbows, or at the intake or discharge of the system. Consult SEMCO for adjustment values. All data published herein was obtained from a 24"x24" production run unit of equivalent centerline length for straight through silencer.

| Dynamic Insertion Loss (dB) | | | | | | | | | | | | | | | | | | | | |
|-----------------------------|--------|---------------|------|-------------|---|-------|-------|-------|------|------|------|------|---|-------|-------|-------|------|------|------|------|
| Model | Length | Face Velocity | Cv | Press. Drop | Forward Airflow Performance Octave Band/Frequency (hz) | | | | | | | | Reverse Airflow Performance Octave Band/Frequency (hz) | | | | | | | |
| | | | | | 1 63 | 2 125 | 3 250 | 4 500 | 5 1K | 6 2K | 7 4K | 8 8K | 1 63 | 2 125 | 3 250 | 4 500 | 5 1K | 6 2K | 7 4K | 8 8K |
| STE5003 | 36" | 0 | 2.56 | 0 | 2 | 3 | 12 | 26 | 36 | 32 | 20 | 13 | 4 | 4 | 13 | 26 | 36 | 32 | 21 | 15 |
| | | 500 | | .04 | 1 | 2 | 11 | 24 | 35 | 32 | 19 | 12 | 3 | 4 | 13 | 26 | 36 | 32 | 21 | 15 |
| | | 1000 | | .16 | 1 | 2 | 11 | 23 | 35 | 32 | 19 | 12 | 3 | 4 | 12 | 24 | 34 | 30 | 18 | 13 |
| | | 1500 | | .36 | 1 | 2 | 10 | 22 | 34 | 32 | 19 | 12 | 2 | 4 | 12 | 24 | 33 | 25 | 17 | 10 |
| STE5005 | 60" | 0 | 3.20 | 0 | 4 | 8 | 20 | 37 | 44 | 43 | 29 | 18 | 6 | 8 | 20 | 35 | 40 | 39 | 29 | 19 |
| | | 500 | | .05 | 3 | 7 | 19 | 36 | 44 | 43 | 29 | 17 | 6 | 10 | 21 | 35 | 40 | 39 | 28 | 18 |
| | | 1000 | | .20 | 3 | 6 | 18 | 35 | 43 | 42 | 29 | 17 | 6 | 10 | 21 | 33 | 39 | 37 | 27 | 17 |
| | | 1500 | | .45 | 2 | 6 | 18 | 34 | 42 | 41 | 28 | 17 | 4 | 10 | 21 | 33 | 36 | 27 | 20 | 14 |
| STE5007 | 84" | 0 | 3.85 | 0 | 6 | 12 | 28 | 47 | 52 | 53 | 38 | 22 | 8 | 12 | 27 | 43 | 44 | 45 | 37 | 22 |
| | | 500 | | .06 | 5 | 11 | 27 | 47 | 52 | 53 | 38 | 22 | 8 | 14 | 29 | 43 | 44 | 45 | 35 | 20 |
| | | 1000 | | .24 | 4 | 10 | 25 | 46 | 51 | 52 | 38 | 22 | 8 | 14 | 30 | 43 | 43 | 44 | 35 | 20 |
| | | 1500 | | .54 | 4 | 10 | 25 | 46 | 49 | 47 | 37 | 22 | 5 | 15 | 30 | 42 | 39 | 28 | 22 | 17 |
| STE5010 | 120" | 0 | 4.66 | 0 | 9 | 19 | 40 | 63 | 64 | 69 | 52 | 30 | 11 | 18 | 38 | 56 | 50 | 55 | 49 | 27 |
| | | 500 | | .07 | 8 | 18 | 39 | 63 | 64 | 69 | 52 | 30 | 12 | 21 | 40 | 56 | 49 | 57 | 46 | 24 |
| | | 1000 | | .29 | 7 | 16 | 36 | 63 | 63 | 67 | 52 | 30 | 12 | 22 | 44 | 58 | 50 | 55 | 48 | 25 |
| | | 1500 | | .65 | 7 | 14 | 33 | 62 | 60 | 58 | 51 | 30 | 7 | 23 | 44 | 56 | 44 | 30 | 26 | 24 |

Forward Airflow Performance applies when both noise and airflow are traveling in the same direction.
Reverse Airflow Performance applies when noise and airflow are traveling in opposite directions.

Pressure Drops for velocities not shown above can be calculated using the following formula:

$$P.D. = C_v \times H_v$$

where: P.D. = Pressure Drop

Cv = Silencer Flow Coefficient

$$H_v = (V/4005)^2$$

Hv = Velocity Pressure in Inches w.g.

V = Face velocity in Ft./Min.

Model STE5000: Elbow Silencer

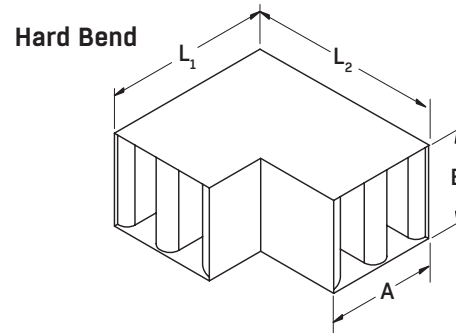
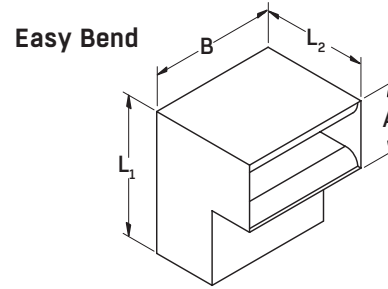
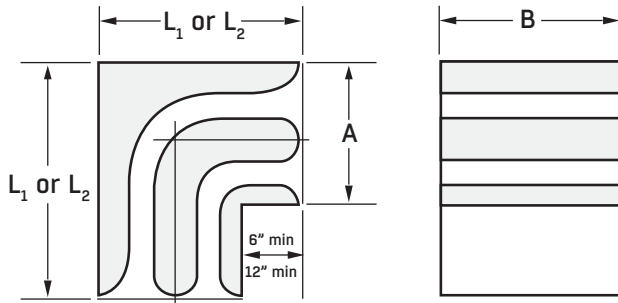
STANDARD CONSTRUCTION:

Shell and Nose: 22 Gauge Galvanized Steel
 Perforated Metal: 24 Gauge Galvanized Steel
 Fill Material: Fiberglass

Additional materials, gauges, and configurations are available, such as stainless or aluminum, with mylar or polyethylene liners or bagging. Please contact SEMCO for details.

FIRE RATINGS:

Fire Hazard Classification Ratings in accordance with ASTM-E84 is FHC 25/20.



For ordering purposes L_1 is considered the inlet leg.

Total centerline dimensions through elbow should not exceed 120".

No one leg shall exceed 108".

| Standard Sizes (A x B) | | | | | | | | | | | |
|------------------------|-------|-------|-------|-------|-------|-------|-------|-------|-------|-------|-------|
| 12x12 | 15x12 | 18x12 | 21x12 | 24x12 | 30x12 | 33x12 | 36x12 | 39x12 | 42x12 | 45x12 | 48x12 |
| 12x15 | 15x15 | 18x15 | 21x15 | 24x15 | 30x15 | 33x15 | 36x15 | 39x15 | 42x15 | 45x15 | 48x15 |
| 12x18 | 15x18 | 18x18 | 21x18 | 24x18 | 30x18 | 33x18 | 36x18 | 39x18 | 42x18 | 45x18 | 48x18 |
| 12x21 | 15x21 | 18x21 | 21x21 | 24x21 | 30x21 | 33x21 | 36x21 | 39x21 | 42x21 | 45x21 | 48x21 |
| 12x24 | 15x24 | 18x24 | 21x24 | 24x24 | 30x24 | 33x24 | 36x24 | 39x24 | 42x24 | 45x24 | 48x24 |
| 12x27 | 15x27 | 18x27 | 21x27 | 24x27 | 30x27 | 33x27 | 36x27 | 39x27 | 42x27 | 45x27 | 48x27 |
| 12x30 | 15x30 | 18x30 | 21x30 | 24x30 | 30x30 | 33x30 | 36x30 | 39x30 | 42x30 | 45x30 | 48x30 |
| 12x33 | 15x33 | 18x33 | 21x33 | 24x33 | 30x33 | 33x33 | 36x33 | 39x33 | 42x33 | 45x33 | 48x33 |
| 12x36 | 15x36 | 18x36 | 21x36 | 24x36 | 30x36 | 33x36 | 36x36 | 39x36 | 42x36 | 45x36 | 48x36 |
| 12x39 | 15x39 | 18x39 | 21x39 | 24x39 | 30x39 | 33x39 | 36x39 | 39x39 | 42x39 | 45x39 | 48x39 |
| 12x42 | 15x42 | 18x42 | 21x42 | 24x42 | 30x42 | 33x42 | 36x42 | 39x42 | 42x42 | 45x42 | 48x42 |
| 12x45 | 15x45 | 18x45 | 21x45 | 24x45 | 30x45 | 33x45 | 36x45 | 39x45 | 42x45 | 45x45 | 48x45 |
| 12x48 | 15x48 | 18x48 | 21x48 | 24x48 | 30x48 | 33x48 | 36x48 | 39x48 | 42x48 | 45x48 | 48x48 |

Non-standard sizes are available. Please contact SEMCO for limitations.



SEMCO® A FlaktGroup Brand
 573 443 1481
 sales.semco@flaktgroup.com
 www.semcohv.com

WE BRING
 AIR TO LIFE

Model STE7500: Elbow Silencer

The SEMCO Model STE7500 Elbow Silencer is designed to provide excellent attenuation for applications when the use of standard silencers is not possible due to spatial limitations. This model is also designed to provide maximum broad band attenuation and moderate pressure drop where system velocities are in the low to medium range.



INDEPENDENTLY CERTIFIED TEST DATA

Published data is derived from Independent Certified Testing conducted in accordance with ASTM E477. For testing purposes, specified lengths of straight duct are used both upstream and downstream of the silencer. Static pressure losses must therefore be adjusted when the unit is installed, at or near transitions, elbows, or at the intake or discharge of the system. Consult SEMCO for adjustment values. All data published herein was obtained from a 24"x24" production run unit of equivalent centerline length for straight through silencer.

| Dynamic Insertion Loss (dB) | | | | | | | | | | | | | | | | | | | | |
|-----------------------------|--------|---------------|------|-------------|---|----------|----------|----------|---------|---------|---------|---------|---|----------|----------|----------|---------|---------|---------|---------|
| Model | Length | Face Velocity | Cv | Press. Drop | Forward Airflow Performance Octave Band/Frequency (hz) | | | | | | | | Reverse Airflow Performance Octave Band/Frequency (hz) | | | | | | | |
| | | | | | 1 63 | 2 125 | 3 250 | 4 500 | 5 1K | 6 2K | 7 4K | 8 8K | 1 63 | 2 125 | 3 250 | 4 500 | 5 1K | 6 2K | 7 4K | 8 8K |
| STE7503 | 36" | 0 | 1.61 | 0 | 1 | 5 | 9 | 23 | 29 | 25 | 17 | 13 | 3 | 5 | 10 | 23 | 28 | 24 | 15 | 12 |
| | | 500 | | .02 | 1 | 5 | 9 | 22 | 28 | 25 | 17 | 13 | 3 | 5 | 10 | 23 | 28 | 24 | 15 | 11 |
| | | 1000 | | .10 | 1 | 5 | 9 | 22 | 28 | 25 | 17 | 13 | 3 | 6 | 10 | 23 | 29 | 24 | 15 | 10 |
| | | 1500 | | .23 | 1 | 5 | 9 | 21 | 28 | 25 | 16 | 13 | 3 | 7 | 11 | 24 | 29 | 24 | 15 | 9 |
| STE7505 | 60" | 0 | 1.93 | 0 | 4 | 8 | 15 | 35 | 44 | 35 | 22 | 14 | 3 | 7 | 15 | 36 | 44 | 34 | 22 | 15 |
| | | 500 | | .03 | 4 | 8 | 14 | 35 | 44 | 35 | 22 | 14 | 3 | 7 | 15 | 36 | 44 | 34 | 22 | 14 |
| | | 1000 | | .12 | 4 | 8 | 14 | 34 | 44 | 35 | 22 | 14 | 3 | 8 | 15 | 36 | 44 | 34 | 21 | 14 |
| | | 1500 | | .27 | 3 | 8 | 13 | 33 | 43 | 35 | 22 | 14 | 3 | 9 | 16 | 36 | 45 | 34 | 20 | 14 |
| STE7507 | 84" | 0 | 2.09 | 0 | 2 | 9 | 18 | 44 | 54 | 44 | 25 | 17 | 3 | 10 | 19 | 44 | 55 | 44 | 24 | 15 |
| | | 500 | | .03 | 2 | 9 | 17 | 44 | 53 | 44 | 25 | 16 | 3 | 10 | 20 | 44 | 55 | 43 | 23 | 15 |
| | | 1000 | | .13 | 2 | 9 | 17 | 44 | 53 | 44 | 25 | 16 | 3 | 11 | 20 | 45 | 56 | 42 | 23 | 15 |
| | | 1500 | | .29 | 2 | 9 | 17 | 43 | 53 | 44 | 25 | 16 | 3 | 11 | 22 | 47 | 55 | 42 | 23 | 15 |
| STE7510 | 120" | 0 | 2.41 | 0 | 7 | 14 | 27 | 62 | 77 | 58 | 33 | 19 | 3 | 15 | 27 | 64 | 79 | 59 | 35 | 20 |
| | | 500 | | .04 | 7 | 14 | 23 | 62 | 77 | 59 | 33 | 19 | 3 | 15 | 27 | 64 | 79 | 58 | 34 | 20 |
| | | 1000 | | .15 | 7 | 14 | 23 | 62 | 77 | 60 | 34 | 20 | 3 | 16 | 28 | 65 | 79 | 57 | 32 | 21 |
| | | 1500 | | .34 | 4 | 14 | 25 | 63 | 76 | 60 | 34 | 20 | 3 | 14 | 31 | 65 | 79 | 57 | 31 | 23 |

Forward Airflow Performance applies when both noise and airflow are traveling in the same direction.

Reverse Airflow Performance applies when noise and airflow are traveling in opposite directions.

Pressure Drops for velocities not shown above can be calculated using the following formula:

$$P.D. = C_v \times H_v$$

where: P.D. = Pressure Drop

C_v = Silencer Flow Coefficient

$$H_v = (V/4005)^2$$

H_v = Velocity Pressure in Inches w.g.

V = Face velocity in Ft./Min.

Model STE7500: Elbow Silencer

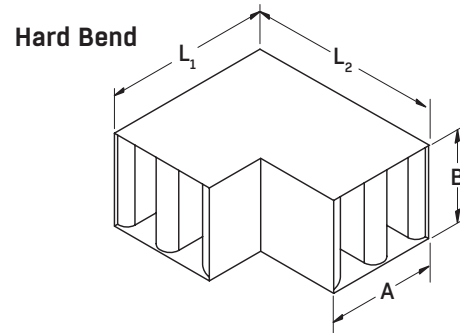
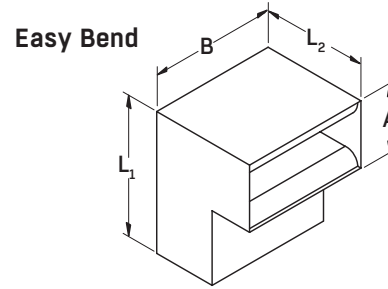
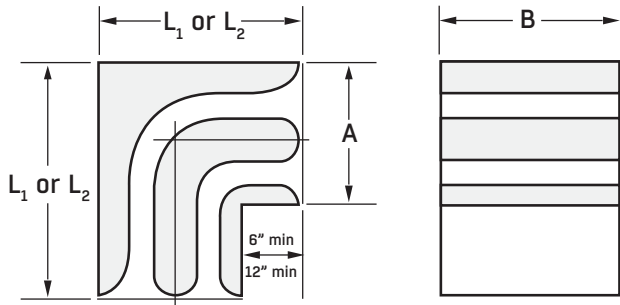
STANDARD CONSTRUCTION:

Shell and Nose: 22 Gauge Galvanized Steel
 Perforated Metal: 24 Gauge Galvanized Steel
 Fill Material: Fiberglass

Additional materials, gauges, and configurations are available, such as stainless or aluminum, with mylar or polyethylene liners or bagging. Please contact SEMCO for details.

FIRE RATINGS:

Fire Hazard Classification Ratings in accordance with ASTM-E84 is FHC 25/20.



For ordering purposes L_1 is considered the inlet leg.

Total centerline dimensions through elbow should not exceed 120".

No one leg shall exceed 108".

| Standard Sizes (A x B) | | | | | | | | | | | |
|------------------------|-------|-------|-------|-------|-------|-------|-------|-------|-------|-------|-------|
| 12x12 | 15x12 | 18x12 | 21x12 | 24x12 | 30x12 | 33x12 | 36x12 | 39x12 | 42x12 | 45x12 | 48x12 |
| 12x15 | 15x15 | 18x15 | 21x15 | 24x15 | 30x15 | 33x15 | 36x15 | 39x15 | 42x15 | 45x15 | 48x15 |
| 12x18 | 15x18 | 18x18 | 21x18 | 24x18 | 30x18 | 33x18 | 36x18 | 39x18 | 42x18 | 45x18 | 48x18 |
| 12x21 | 15x21 | 18x21 | 21x21 | 24x21 | 30x21 | 33x21 | 36x21 | 39x21 | 42x21 | 45x21 | 48x21 |
| 12x24 | 15x24 | 18x24 | 21x24 | 24x24 | 30x24 | 33x24 | 36x24 | 39x24 | 42x24 | 45x24 | 48x24 |
| 12x27 | 15x27 | 18x27 | 21x27 | 24x27 | 30x27 | 33x27 | 36x27 | 39x27 | 42x27 | 45x27 | 48x27 |
| 12x30 | 15x30 | 18x30 | 21x30 | 24x30 | 30x30 | 33x30 | 36x30 | 39x30 | 42x30 | 45x30 | 48x30 |
| 12x33 | 15x33 | 18x33 | 21x33 | 24x33 | 30x33 | 33x33 | 36x33 | 39x33 | 42x33 | 45x33 | 48x33 |
| 12x36 | 15x36 | 18x36 | 21x36 | 24x36 | 30x36 | 33x36 | 36x36 | 39x36 | 42x36 | 45x36 | 48x36 |
| 12x39 | 15x39 | 18x39 | 21x39 | 24x39 | 30x39 | 33x39 | 36x39 | 39x39 | 42x39 | 45x39 | 48x39 |
| 12x42 | 15x42 | 18x42 | 21x42 | 24x42 | 30x42 | 33x42 | 36x42 | 39x42 | 42x42 | 45x42 | 48x42 |
| 12x45 | 15x45 | 18x45 | 21x45 | 24x45 | 30x45 | 33x45 | 36x45 | 39x45 | 42x45 | 45x45 | 48x45 |
| 12x48 | 15x48 | 18x48 | 21x48 | 24x48 | 30x48 | 33x48 | 36x48 | 39x48 | 42x48 | 45x48 | 48x48 |

Non-standard sizes are available. Please contact SEMCO for limitations.



SEMCO® A FlaktGroup Brand
 573 443 1481
 sales.semco@flaktgroup.com
 www.semcohv.com

WE BRING
 AIR TO LIFE

Model LFE2500: Elbow Silencer

The SEMCO Model LFE2500 Elbow Silencer is designed to provide excellent attenuation for applications when the use of standard silencers is not possible due to spatial limitations. This model is also designed to provide maximum low band attenuation and moderate pressure drop where system velocities are in the low to medium range.



INDEPENDENTLY CERTIFIED TEST DATA

Published data is derived from Independent Certified Testing conducted in accordance with ASTM E477. For testing purposes, specified lengths of straight duct are used both upstream and downstream of the silencer. Static pressure losses must therefore be adjusted when the unit is installed, at or near transitions, elbows, or at the intake or discharge of the system. Consult SEMCO for adjustment values. All data published herein was obtained from a 24"x24" production run unit of equivalent centerline length for straight through silencer.

| | | | | Dynamic Insertion Loss (dB) | | | | | | | | | | | | | | | | |
|---------|--------|---------------|-------|-----------------------------|---|----------|----------|----------|---------|---------|---------|---------|---|----------|----------|----------|---------|---------|---------|---------|
| Model | Length | Face Velocity | Cv | Press. Drop | Forward Airflow Performance Octave Band/Frequency (hz) | | | | | | | | Reverse Airflow Performance Octave Band/Frequency (hz) | | | | | | | |
| | | | | | 1 63 | 2 125 | 3 250 | 4 500 | 5 1K | 6 2K | 7 4K | 8 8K | 1 63 | 2 125 | 3 250 | 4 500 | 5 1K | 6 2K | 7 4K | 8 8K |
| LFE2503 | 36" | 0 | 9.95 | 0 | 4 | 12 | 24 | 26 | 25 | 24 | 20 | 20 | 4 | 12 | 24 | 26 | 23 | 21 | 17 | 17 |
| | | 500 | | .16 | 4 | 12 | 23 | 26 | 25 | 24 | 20 | 20 | 5 | 14 | 26 | 26 | 24 | 21 | 18 | 18 |
| | | 1000 | | .62 | 2 | 12 | 23 | 25 | 25 | 24 | 20 | 20 | 5 | 14 | 26 | 27 | 25 | 22 | 18 | 18 |
| | | 1500 | | 1.40 | 2 | 12 | 22 | 25 | 25 | 24 | 20 | 20 | 5 | 15 | 26 | 28 | 26 | 22 | 18 | 18 |
| LFE2505 | 60" | 0 | 10.75 | 0 | 9 | 17 | 32 | 34 | 33 | 34 | 30 | 28 | 9 | 17 | 33 | 30 | 30 | 32 | 27 | 24 |
| | | 500 | | .17 | 9 | 16 | 31 | 34 | 34 | 34 | 30 | 28 | 9 | 17 | 35 | 31 | 30 | 32 | 26 | 24 |
| | | 1000 | | .67 | 9 | 15 | 30 | 34 | 35 | 35 | 32 | 29 | 9 | 19 | 35 | 32 | 30 | 32 | 26 | 24 |
| | | 1500 | | 1.51 | 8 | 15 | 29 | 34 | 35 | 36 | 32 | 30 | 9 | 19 | 36 | 33 | 31 | 33 | 26 | 24 |
| LFE2507 | 84" | 0 | 14.29 | 0 | 12 | 22 | 41 | 44 | 36 | 34 | 31 | 27 | 11 | 22 | 40 | 38 | 31 | 31 | 31 | 26 |
| | | 500 | | .22 | 10 | 22 | 41 | 45 | 36 | 35 | 32 | 28 | 13 | 26 | 42 | 39 | 32 | 32 | 30 | 23 |
| | | 1000 | | .89 | 9 | 22 | 41 | 45 | 36 | 35 | 32 | 28 | 13 | 27 | 42 | 40 | 33 | 33 | 29 | 23 |
| | | 1500 | | 2.00 | 9 | 22 | 39 | 45 | 36 | 35 | 32 | 29 | 15 | 28 | 46 | 42 | 35 | 34 | 28 | 23 |
| LFE2510 | 120" | 0 | 17.82 | 0 | 15 | 32 | 49 | 51 | 43 | 40 | 38 | 32 | 17 | 30 | 49 | 50 | 45 | 42 | 41 | 33 |
| | | 500 | | .28 | 15 | 31 | 50 | 53 | 43 | 40 | 38 | 32 | 17 | 33 | 49 | 50 | 45 | 43 | 41 | 31 |
| | | 1000 | | 1.11 | 13 | 32 | 50 | 52 | 44 | 41 | 39 | 35 | 18 | 33 | 50 | 51 | 46 | 43 | 39 | 29 |
| | | 1500 | | 2.50 | 13 | 30 | 48 | 53 | 45 | 43 | 39 | 34 | 19 | 34 | 52 | 54 | 47 | 43 | 35 | 26 |

Forward Airflow Performance applies when both noise and airflow are traveling in the same direction.
Reverse Airflow Performance applies when noise and airflow are traveling in opposite directions.

Pressure Drops for velocities not shown above can be calculated using the following formula:

$$P.D. = C_v \times H_v$$

where: P.D. = Pressure Drop

C_v = Silencer Flow Coefficient

$$H_v = (V/4005)^2$$

H_v = Velocity Pressure in Inches w.g.

V = Face velocity in Ft./Min.

Model LFE2500: Elbow Silencer

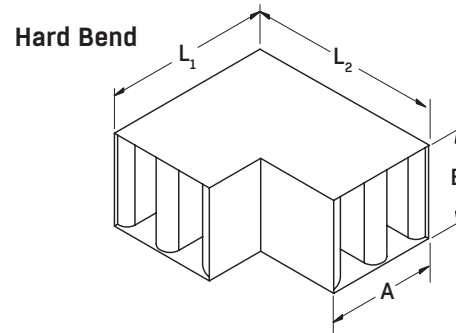
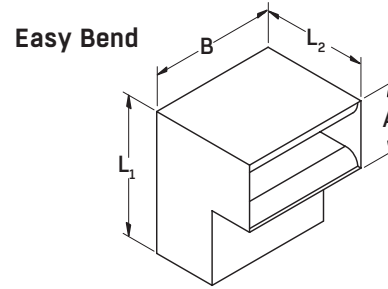
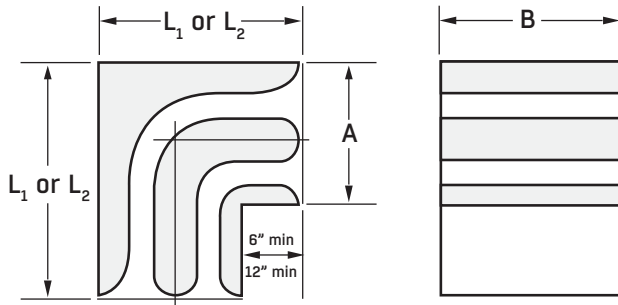
STANDARD CONSTRUCTION:

Shell and Nose: 22 Gauge Galvanized Steel
 Perforated Metal: 24 Gauge Galvanized Steel
 Fill Material: Fiberglass

Additional materials, gauges, and configurations are available, such as stainless or aluminum, with mylar or polyethylene liners or bagging. Please contact SEMCO for details.

FIRE RATINGS:

Fire Hazard Classification Ratings in accordance with ASTM-E84 is FHC 25/20.



For ordering purposes L_1 is considered the inlet leg.

Total centerline dimensions through elbow should not exceed 120".

No one leg shall exceed 108".

| Standard Sizes (A x B) | | | | | | | | | | | |
|------------------------|-------|-------|-------|-------|-------|-------|-------|-------|-------|-------|-------|
| 12x12 | 15x12 | 18x12 | 21x12 | 24x12 | 30x12 | 33x12 | 36x12 | 39x12 | 42x12 | 45x12 | 48x12 |
| 12x15 | 15x15 | 18x15 | 21x15 | 24x15 | 30x15 | 33x15 | 36x15 | 39x15 | 42x15 | 45x15 | 48x15 |
| 12x18 | 15x18 | 18x18 | 21x18 | 24x18 | 30x18 | 33x18 | 36x18 | 39x18 | 42x18 | 45x18 | 48x18 |
| 12x21 | 15x21 | 18x21 | 21x21 | 24x21 | 30x21 | 33x21 | 36x21 | 39x21 | 42x21 | 45x21 | 48x21 |
| 12x24 | 15x24 | 18x24 | 21x24 | 24x24 | 30x24 | 33x24 | 36x24 | 39x24 | 42x24 | 45x24 | 48x24 |
| 12x27 | 15x27 | 18x27 | 21x27 | 24x27 | 30x27 | 33x27 | 36x27 | 39x27 | 42x27 | 45x27 | 48x27 |
| 12x30 | 15x30 | 18x30 | 21x30 | 24x30 | 30x30 | 33x30 | 36x30 | 39x30 | 42x30 | 45x30 | 48x30 |
| 12x33 | 15x33 | 18x33 | 21x33 | 24x33 | 30x33 | 33x33 | 36x33 | 39x33 | 42x33 | 45x33 | 48x33 |
| 12x36 | 15x36 | 18x36 | 21x36 | 24x36 | 30x36 | 33x36 | 36x36 | 39x36 | 42x36 | 45x36 | 48x36 |
| 12x39 | 15x39 | 18x39 | 21x39 | 24x39 | 30x39 | 33x39 | 36x39 | 39x39 | 42x39 | 45x39 | 48x39 |
| 12x42 | 15x42 | 18x42 | 21x42 | 24x42 | 30x42 | 33x42 | 36x42 | 39x42 | 42x42 | 45x42 | 48x42 |
| 12x45 | 15x45 | 18x45 | 21x45 | 24x45 | 30x45 | 33x45 | 36x45 | 39x45 | 42x45 | 45x45 | 48x45 |
| 12x48 | 15x48 | 18x48 | 21x48 | 24x48 | 30x48 | 33x48 | 36x48 | 39x48 | 42x48 | 45x48 | 48x48 |

Non-standard sizes are available. Please contact SEMCO for limitations.



SEMCO® A FlaktGroup Brand
 573 443 1481
 sales.semco@flaktgroup.com
www.semcohv.com

**WE BRING
 AIR TO LIFE**

Model LFE5000: Elbow Silencer

The SEMCO Model LFE5000 Elbow Silencer is designed to provide excellent attenuation for applications when the use of standard silencers is not possible due to spatial limitations. This model is also designed to provide maximum low band attenuation and moderate pressure drop where system velocities are in the low to medium range.



INDEPENDENTLY CERTIFIED TEST DATA

Published data is derived from Independent Certified Testing conducted in accordance with ASTM E477. For testing purposes, specified lengths of straight duct are used both upstream and downstream of the silencer. Static pressure losses must therefore be adjusted when the unit is installed, at or near transitions, elbows, or at the intake or discharge of the system. Consult SEMCO for adjustment values. All data published herein was obtained from a 24"x24" production run unit of equivalent centerline length for straight through silencer.

| | | | | Dynamic Insertion Loss (dB) | | | | | | | | | | | | | | | | |
|---------|--------|---------------|------|-----------------------------|------|-------|-------|-------|------|------|------|-----------------------------|------|-------|-------|-------|------|------|------|------|
| | | | | Forward Airflow Performance | | | | | | | | Reverse Airflow Performance | | | | | | | | |
| | | | | Octave Band/Frequency (hz) | | | | | | | | Octave Band/Frequency (hz) | | | | | | | | |
| Model | Length | Face Velocity | Cv | Press. Drop | 1 63 | 2 125 | 3 250 | 4 500 | 5 1K | 6 2K | 7 4K | 8 8K | 1 63 | 2 125 | 3 250 | 4 500 | 5 1K | 6 2K | 7 4K | 8 8K |
| LFE5003 | 36" | 0 | 3.85 | 0 | 3 | 10 | 17 | 20 | 22 | 18 | 16 | 17 | 3 | 9 | 17 | 20 | 20 | 16 | 14 | 15 |
| | | 500 | | .06 | 3 | 9 | 17 | 20 | 22 | 18 | 16 | 17 | 3 | 11 | 19 | 21 | 21 | 17 | 14 | 18 |
| | | 1000 | | .24 | 3 | 9 | 16 | 20 | 22 | 18 | 16 | 17 | 3 | 10 | 19 | 22 | 22 | 17 | 14 | 18 |
| | | 1500 | | .54 | 3 | 9 | 16 | 19 | 22 | 18 | 16 | 17 | 3 | 11 | 19 | 23 | 22 | 17 | 14 | 18 |
| LFE5005 | 60" | 0 | 4.17 | 0 | 6 | 14 | 23 | 28 | 32 | 27 | 21 | 21 | 5 | 16 | 26 | 28 | 28 | 25 | 21 | 20 |
| | | 500 | | .07 | 5 | 12 | 23 | 27 | 31 | 27 | 21 | 21 | 5 | 16 | 27 | 29 | 29 | 25 | 22 | 21 |
| | | 1000 | | .26 | 5 | 12 | 22 | 27 | 31 | 27 | 21 | 21 | 5 | 16 | 27 | 29 | 29 | 24 | 20 | 18 |
| | | 1500 | | .59 | 5 | 12 | 21 | 26 | 31 | 27 | 21 | 20 | 5 | 16 | 26 | 30 | 29 | 24 | 18 | 16 |
| LFE5007 | 84" | 0 | 4.82 | 0 | 7 | 18 | 34 | 40 | 35 | 30 | 22 | 20 | 7 | 18 | 34 | 37 | 33 | 29 | 24 | 21 |
| | | 500 | | .08 | 6 | 18 | 33 | 39 | 35 | 30 | 22 | 20 | 8 | 19 | 35 | 38 | 34 | 30 | 24 | 22 |
| | | 1000 | | .30 | 5 | 18 | 33 | 39 | 35 | 31 | 24 | 21 | 9 | 20 | 36 | 38 | 34 | 30 | 24 | 22 |
| | | 1500 | | .68 | 5 | 16 | 31 | 38 | 36 | 31 | 23 | 21 | 9 | 21 | 36 | 39 | 35 | 30 | 24 | 22 |
| LFE5010 | 120" | 0 | 5.30 | 0 | 9 | 24 | 46 | 47 | 42 | 38 | 28 | 23 | 6 | 21 | 41 | 41 | 38 | 38 | 27 | 21 |
| | | 500 | | .08 | 8 | 22 | 44 | 47 | 42 | 38 | 28 | 23 | 10 | 25 | 45 | 45 | 42 | 39 | 28 | 22 |
| | | 1000 | | .33 | 6 | 22 | 44 | 48 | 43 | 38 | 29 | 26 | 11 | 26 | 45 | 45 | 42 | 39 | 28 | 22 |
| | | 1500 | | .74 | 6 | 22 | 43 | 48 | 43 | 39 | 29 | 25 | 12 | 26 | 45 | 47 | 43 | 38 | 28 | 22 |

Forward Airflow Performance applies when both noise and airflow are traveling in the same direction.
Reverse Airflow Performance applies when noise and airflow are traveling in opposite directions.

Pressure Drops for velocities not shown above can be calculated using the following formula:

$$P.D. = C_v \times H_v$$

where: P.D. = Pressure Drop

C_v = Silencer Flow Coefficient

$$H_v = (V/4005)^2$$

H_v = Velocity Pressure in Inches w.g.

V = Face velocity in Ft./Min.

Model LFE5000: Elbow Silencer

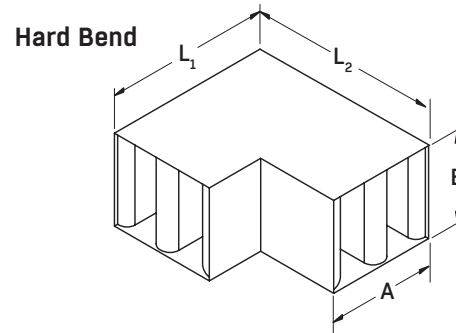
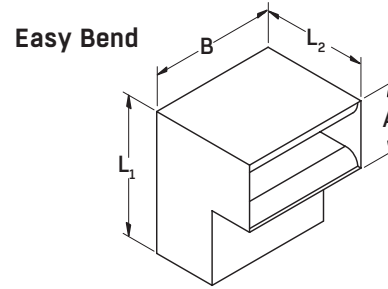
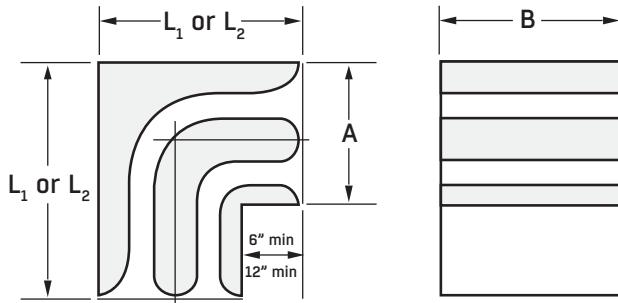
STANDARD CONSTRUCTION:

Shell and Nose: 22 Gauge Galvanized Steel
 Perforated Metal: 24 Gauge Galvanized Steel
 Fill Material: Fiberglass

Additional materials, gauges, and configurations are available, such as stainless or aluminum, with mylar or polyethylene liners or bagging. Please contact SEMCO for details.

FIRE RATINGS:

Fire Hazard Classification Ratings in accordance with ASTM-E84 is FHC 25/20.



For ordering purposes L_1 is considered the inlet leg.

Total centerline dimensions through elbow should not exceed 120".

No one leg shall exceed 108".

| Standard Sizes (A x B) | | | | | | | | | | | |
|------------------------|-------|-------|-------|-------|-------|-------|-------|-------|-------|-------|-------|
| 12x12 | 15x12 | 18x12 | 21x12 | 24x12 | 30x12 | 33x12 | 36x12 | 39x12 | 42x12 | 45x12 | 48x12 |
| 12x15 | 15x15 | 18x15 | 21x15 | 24x15 | 30x15 | 33x15 | 36x15 | 39x15 | 42x15 | 45x15 | 48x15 |
| 12x18 | 15x18 | 18x18 | 21x18 | 24x18 | 30x18 | 33x18 | 36x18 | 39x18 | 42x18 | 45x18 | 48x18 |
| 12x21 | 15x21 | 18x21 | 21x21 | 24x21 | 30x21 | 33x21 | 36x21 | 39x21 | 42x21 | 45x21 | 48x21 |
| 12x24 | 15x24 | 18x24 | 21x24 | 24x24 | 30x24 | 33x24 | 36x24 | 39x24 | 42x24 | 45x24 | 48x24 |
| 12x27 | 15x27 | 18x27 | 21x27 | 24x27 | 30x27 | 33x27 | 36x27 | 39x27 | 42x27 | 45x27 | 48x27 |
| 12x30 | 15x30 | 18x30 | 21x30 | 24x30 | 30x30 | 33x30 | 36x30 | 39x30 | 42x30 | 45x30 | 48x30 |
| 12x33 | 15x33 | 18x33 | 21x33 | 24x33 | 30x33 | 33x33 | 36x33 | 39x33 | 42x33 | 45x33 | 48x33 |
| 12x36 | 15x36 | 18x36 | 21x36 | 24x36 | 30x36 | 33x36 | 36x36 | 39x36 | 42x36 | 45x36 | 48x36 |
| 12x39 | 15x39 | 18x39 | 21x39 | 24x39 | 30x39 | 33x39 | 36x39 | 39x39 | 42x39 | 45x39 | 48x39 |
| 12x42 | 15x42 | 18x42 | 21x42 | 24x42 | 30x42 | 33x42 | 36x42 | 39x42 | 42x42 | 45x42 | 48x42 |
| 12x45 | 15x45 | 18x45 | 21x45 | 24x45 | 30x45 | 33x45 | 36x45 | 39x45 | 42x45 | 45x45 | 48x45 |
| 12x48 | 15x48 | 18x48 | 21x48 | 24x48 | 30x48 | 33x48 | 36x48 | 39x48 | 42x48 | 45x48 | 48x48 |

Non-standard sizes are available. Please contact SEMCO for limitations.



SEMCO® A FlaktGroup Brand
 573 443 1481
 sales.semco@flaktgroup.com
www.semcohv.com

**WE BRING
 AIR TO LIFE**

Model LFE7500: Elbow Silencer

The SEMCO Model LFE7500 Elbow Silencer is designed to provide excellent attenuation for applications when the use of standard silencers is not possible due to spatial limitations. This model is also designed to provide maximum low band attenuation and moderate pressure drop where system velocities are in the low to medium range.



INDEPENDENTLY CERTIFIED TEST DATA

Published data is derived from Independent Certified Testing conducted in accordance with ASTM E477. For testing purposes, specified lengths of straight duct are used both upstream and downstream of the silencer. Static pressure losses must therefore be adjusted when the unit is installed, at or near transitions, elbows, or at the intake or discharge of the system. Consult SEMCO for adjustment values. All data published herein was obtained from a 24"x24" production run unit of equivalent centerline length for straight through silencer.

| | | | | Dynamic Insertion Loss (dB) | | | | | | | | | | | | | | | | |
|---------|--------|---------------|------|-----------------------------|------|-------|-------|-------|------|------|------|-----------------------------|------|-------|-------|-------|------|------|------|------|
| | | | | Forward Airflow Performance | | | | | | | | Reverse Airflow Performance | | | | | | | | |
| | | | | Octave Band/Frequency (hz) | | | | | | | | Octave Band/Frequency (hz) | | | | | | | | |
| Model | Length | Face Velocity | Cv | Press. Drop | 1 63 | 2 125 | 3 250 | 4 500 | 5 1K | 6 2K | 7 4K | 8 8K | 1 63 | 2 125 | 3 250 | 4 500 | 5 1K | 6 2K | 7 4K | 8 8K |
| LFE7503 | 36" | 0 | 2.25 | 0 | 2 | 7 | 12 | 17 | 19 | 14 | 15 | 14 | 2 | 7 | 13 | 17 | 18 | 15 | 16 | 16 |
| | | 500 | | .04 | 2 | 7 | 12 | 17 | 19 | 14 | 15 | 14 | 2 | 7 | 13 | 17 | 18 | 15 | 16 | 16 |
| | | 1000 | | .14 | 2 | 6 | 12 | 16 | 19 | 14 | 15 | 14 | 2 | 7 | 12 | 17 | 18 | 15 | 16 | 15 |
| | | 1500 | | .32 | 2 | 6 | 12 | 16 | 19 | 14 | 15 | 14 | 1 | 7 | 12 | 17 | 18 | 15 | 16 | 15 |
| LFE7505 | 60" | 0 | 2.25 | 0 | 3 | 10 | 18 | 28 | 26 | 19 | 17 | 15 | 3 | 9 | 20 | 28 | 25 | 20 | 20 | 20 |
| | | 500 | | .04 | 3 | 9 | 18 | 28 | 27 | 19 | 19 | 18 | 4 | 11 | 20 | 28 | 25 | 21 | 21 | 21 |
| | | 1000 | | .14 | 2 | 9 | 18 | 27 | 27 | 19 | 19 | 18 | 4 | 11 | 20 | 28 | 25 | 21 | 21 | 21 |
| | | 1500 | | .32 | 2 | 9 | 18 | 27 | 27 | 20 | 19 | 18 | 4 | 11 | 20 | 28 | 25 | 21 | 20 | 19 |
| LFE7507 | 84" | 0 | 2.41 | 0 | 4 | 12 | 23 | 38 | 31 | 21 | 18 | 16 | 2 | 12 | 23 | 35 | 31 | 22 | 20 | 19 |
| | | 500 | | .04 | 4 | 12 | 23 | 38 | 31 | 21 | 19 | 18 | 3 | 13 | 24 | 36 | 31 | 23 | 22 | 22 |
| | | 1000 | | .15 | 2 | 12 | 22 | 36 | 31 | 22 | 19 | 18 | 4 | 14 | 25 | 36 | 31 | 24 | 22 | 22 |
| | | 1500 | | .34 | 2 | 11 | 22 | 36 | 31 | 22 | 19 | 18 | 5 | 14 | 26 | 36 | 31 | 25 | 22 | 22 |
| LFE7510 | 120" | 0 | 2.57 | 0 | 6 | 15 | 30 | 45 | 40 | 25 | 20 | 15 | 6 | 17 | 32 | 42 | 40 | 28 | 24 | 23 |
| | | 500 | | .04 | 5 | 14 | 29 | 45 | 40 | 25 | 21 | 18 | 7 | 17 | 33 | 43 | 39 | 28 | 26 | 25 |
| | | 1000 | | .16 | 5 | 13 | 28 | 45 | 40 | 25 | 21 | 18 | 7 | 18 | 33 | 43 | 38 | 28 | 26 | 25 |
| | | 1500 | | .36 | 5 | 13 | 28 | 45 | 41 | 25 | 22 | 18 | 9 | 19 | 34 | 44 | 38 | 29 | 27 | 25 |

Forward Airflow Performance applies when both noise and airflow are traveling in the same direction.
Reverse Airflow Performance applies when noise and airflow are traveling in opposite directions.

Pressure Drops for velocities not shown above can be calculated using the following formula:

$$P.D. = C_v \times H_v$$

where: P.D. = Pressure Drop

C_v = Silencer Flow Coefficient

$$H_v = (V/4005)^2$$

H_v = Velocity Pressure in Inches w.g.

V = Face velocity in Ft./Min.

Model LFE7500: Elbow Silencer

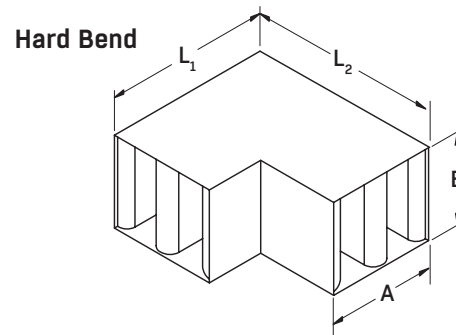
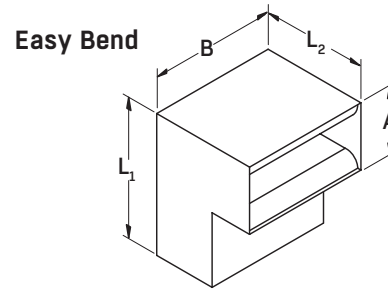
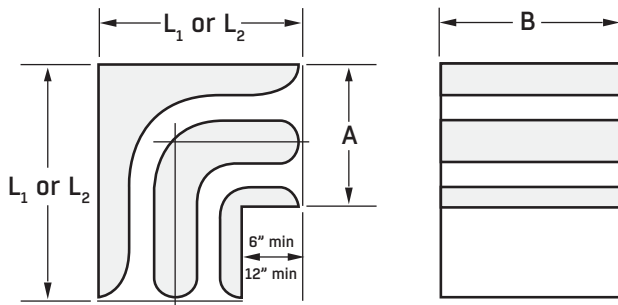
STANDARD CONSTRUCTION:

Shell and Nose: 22 Gauge Galvanized Steel
 Perforated Metal: 24 Gauge Galvanized Steel
 Fill Material: Fiberglass

Additional materials, gauges, and configurations are available, such as stainless or aluminum, with mylar or polyethylene liners or bagging. Please contact SEMCO for details.

FIRE RATINGS:

Fire Hazard Classification Ratings in accordance with ASTM-E84 is FHC 25/20.



For ordering purposes L_1 is considered the inlet leg.

Total centerline dimensions through elbow should not exceed 120".

No one leg shall exceed 108".

| Standard Sizes (A x B) | | | | | | | | | | | |
|------------------------|-------|-------|-------|-------|-------|-------|-------|-------|-------|-------|-------|
| 12x12 | 15x12 | 18x12 | 21x12 | 24x12 | 30x12 | 33x12 | 36x12 | 39x12 | 42x12 | 45x12 | 48x12 |
| 12x15 | 15x15 | 18x15 | 21x15 | 24x15 | 30x15 | 33x15 | 36x15 | 39x15 | 42x15 | 45x15 | 48x15 |
| 12x18 | 15x18 | 18x18 | 21x18 | 24x18 | 30x18 | 33x18 | 36x18 | 39x18 | 42x18 | 45x18 | 48x18 |
| 12x21 | 15x21 | 18x21 | 21x21 | 24x21 | 30x21 | 33x21 | 36x21 | 39x21 | 42x21 | 45x21 | 48x21 |
| 12x24 | 15x24 | 18x24 | 21x24 | 24x24 | 30x24 | 33x24 | 36x24 | 39x24 | 42x24 | 45x24 | 48x24 |
| 12x27 | 15x27 | 18x27 | 21x27 | 24x27 | 30x27 | 33x27 | 36x27 | 39x27 | 42x27 | 45x27 | 48x27 |
| 12x30 | 15x30 | 18x30 | 21x30 | 24x30 | 30x30 | 33x30 | 36x30 | 39x30 | 42x30 | 45x30 | 48x30 |
| 12x33 | 15x33 | 18x33 | 21x33 | 24x33 | 30x33 | 33x33 | 36x33 | 39x33 | 42x33 | 45x33 | 48x33 |
| 12x36 | 15x36 | 18x36 | 21x36 | 24x36 | 30x36 | 33x36 | 36x36 | 39x36 | 42x36 | 45x36 | 48x36 |
| 12x39 | 15x39 | 18x39 | 21x39 | 24x39 | 30x39 | 33x39 | 36x39 | 39x39 | 42x39 | 45x39 | 48x39 |
| 12x42 | 15x42 | 18x42 | 21x42 | 24x42 | 30x42 | 33x42 | 36x42 | 39x42 | 42x42 | 45x42 | 48x42 |
| 12x45 | 15x45 | 18x45 | 21x45 | 24x45 | 30x45 | 33x45 | 36x45 | 39x45 | 42x45 | 45x45 | 48x45 |
| 12x48 | 15x48 | 18x48 | 21x48 | 24x48 | 30x48 | 33x48 | 36x48 | 39x48 | 42x48 | 45x48 | 48x48 |

Non-standard sizes are available. Please contact SEMCO for limitations.



SEMCO® A FlaktGroup Brand
 573 443 1481
 sales.semco@flaktgroup.com
 www.semcohv.com

WE BRING
 AIR TO LIFE

Model RGS: Return Grille Silencer

The SEMCO Model RGS Return Grille Silencer is designed to provide maximum noise reduction between a return system and an occupied space. This model is especially applicable to return systems in buildings which use the ceiling space or wall space as a return plenum, such as schools and office buildings.



INDEPENDENTLY CERTIFIED TEST DATA

Published data is derived from Independent Certified Testing conducted in accordance with ASTM E477. For testing purposes, specified lengths of straight duct are used both upstream and downstream of the silencer. Static pressure losses must therefore be adjusted when the unit is installed, at or near transitions, elbows, or at the intake or discharge of the system. Consult SEMCO for adjustment values. All data published herein was obtained from a 24"x24" production run unit.

| Dynamic Insertion Loss (dB) | | | | | | | | | | | |
|-----------------------------|---------------|-------|-------------|-----------------------------|----------|----------|----------|---------|---------|---------|---------|
| Model | Face Velocity | Cv | Press. Drop | Forward Airflow Performance | | | | | | | |
| | | | | Octave Band/Frequency (hz) | | | | | | | |
| | | | | 1 63 | 2 125 | 3 250 | 4 500 | 5 1K | 6 2K | 7 4K | 8 8K |
| RGS | 0 | 26.30 | 0 | 2 | 3 | 3 | 4 | 6 | 10 | 13 | 15 |
| | 200 | | .065 | 2 | 3 | 3 | 4 | 7 | 10 | 14 | 15 |
| | 300 | | .15 | 3 | 3 | 3 | 4 | 7 | 10 | 14 | 15 |
| | 500 | | .41 | 3 | 3 | 3 | 5 | 7 | 10 | 14 | 15 |

Reverse Airflow Performance applies when noise and airflow are traveling in opposite directions.

Pressure Drops for velocities not shown above can be calculated using the following formula:

$$P.D. = C_v \times H_v$$

where: P.D. = Pressure Drop

Cv = Silencer Flow Coefficient

$$H_v = (V/4005)^2$$

Hv = Velocity Pressure in Inches w.g.

V = Face velocity in Ft./Min.

Model RGS: Return Grille Silencer

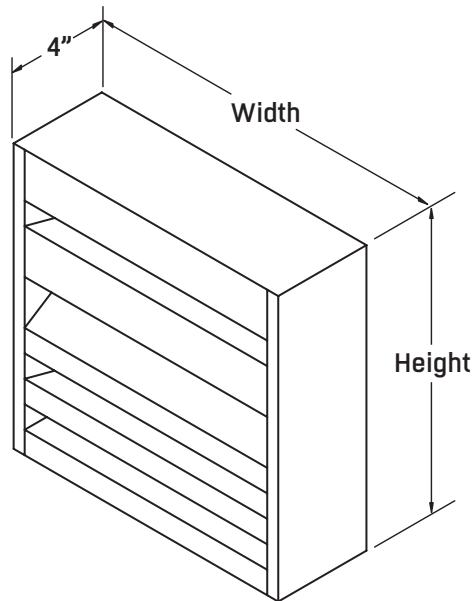
STANDARD CONSTRUCTION:

Shell: 18 Gauge Galvanized Steel
 Perforated Metal: 24 Gauge Galvanized Steel
 Fill Material: Fiberglass

FIRE RATINGS:

Fire Hazard Classification Ratings in accordance with ASTM-E84 is FHC 25/20.

For information concerning non-standard materials please contact SEMCO directly.



| Standard Sizes (A x B) | | | | | | | | | | | |
|------------------------|-------|-------|-------|-------|-------|-------|-------|-------|-------|-------|-------|
| 12x12 | 15x12 | 18x12 | 21x12 | 24x12 | 30x12 | 33x12 | 36x12 | 39x12 | 42x12 | 45x12 | 48x12 |
| 12x15 | 15x15 | 18x15 | 21x15 | 24x15 | 30x15 | 33x15 | 36x15 | 39x15 | 42x15 | 45x15 | 48x15 |
| 12x18 | 15x18 | 18x18 | 21x18 | 24x18 | 30x18 | 33x18 | 36x18 | 39x18 | 42x18 | 45x18 | 48x18 |
| 12x21 | 15x21 | 18x21 | 21x21 | 24x21 | 30x21 | 33x21 | 36x21 | 39x21 | 42x21 | 45x21 | 48x21 |
| 12x24 | 15x24 | 18x24 | 21x24 | 24x24 | 30x24 | 33x24 | 36x24 | 39x24 | 42x24 | 45x24 | 48x24 |

Non-standard sizes are available. Please contact SEMCO for limitations.



SEMCO® A FlaktGroup Brand
 573 443 1481
sales.semco@flaktgroup.com
www.semcohv.com

**WE BRING
 AIR TO LIFE**